


MY **ENGLISH** WORKBOOK

Standard : Three

Samagra Shiksha



State Council of Educational Research and Training, Maharashtra, Pune.

My English Workbook : Standard Three

- **Promoter** : School Education and Sports Department, Government of Maharashtra.
- **Publisher** : State Council of Educational Research and Training, Maharashtra, Pune.
- **Inspiration** : **Hon'ble Vandana Krishna** (I.A.S.)
Additional Chief Secretary,
School Education and Sports Department, Mantralaya, Mumbai.
- **Guidance** : **Hon'ble Vishal Solanki** (I.A.S.)
Commissioner (Education), Maharashtra State, Pune.

Hon'ble Rahul Dwivedi (I.A.S.)
State Project Director, Maharashtra Prathamik Shikshan Parishad, Mumbai.
- **Editor** : **Hon'ble M. Devender Singh** (I.A.S.)
Director,
State Council of Educational Research and Training, Maharashtra, Pune.
- **Co-Editor** : **Hon'ble Ramakant Kathmore**
Joint Director,
State Council of Educational Research and Training, Maharashtra, Pune.
- **Executive Editor** : **Hon'ble Vikas Garad**
Principal,
State Council of Educational Research and Training, Maharashtra, Pune.

Arun Sangolkar
Senior Lecturer, English Language Department,
State Council of Educational Research and Training, Maharashtra, Pune.

Ajaykumar Funde
Lecturer, English Language Department,
State Council of Educational Research and Training, Maharashtra, Pune.
- **First Edition** : January 2022
- **Finance Aid** : Samagra Shiksha, Maharashtra Prathamik Shikshan Parishad, Mumbai.
- **Printer** : Runa Graphics, Pune.
- ©All rights reserved with Publisher.

MY **ENGLISH** WORKBOOK

Standard : Three

Samagra Shiksha



Name : _____

School : _____

Standard : _____ Division : _____

Roll No. : _____



State Council of Educational Research and Training,
Maharashtra, Pune.

Preface

National Education Policy 2020 states that ‘the ability to read and write and perform basic operations with numbers, is a necessary foundation and an indispensable prerequisite for all future schooling and lifelong learning’. Following this, center has published guidelines for implementation of **‘National Initiative for Proficiency in reading with Understanding and Numeracy’ – NIPUN Bharat which is a National Mission on Foundational Literacy and Numeracy**. The vision of this mission is to create an enabling environment to ensure universal acquisition of foundational literacy and numeracy so that every child achieves the desired learning competencies in reading, writing and numeracy at the end of grade III. As the guidelines mention, learning gaps will be identified along with their probable reasons and various strategies keeping in view the local circumstances and diversity of country will be initiated.

Maharashtra has been a leading state for implementation of innovative educational initiatives and has spearheaded the developments in the education field. State has implemented ‘**सर्व शिक्षा अभियान**’ in 2005 under the visionary leadership of the policymakers which has yielded remarkable results. Following the legacy, the state is committed to achieve the goal of universal acquisition of foundational literacy and numeracy. The workbooks developed under this initiative is the first significant step towards the goal.

The literacy engagement for (lower level/third language) English requires connectivity and linkage to what students know in their first language. The context of texts should not be culturally and socially alien to children because this will hamper the process of meaning-making. While developing these workbooks, due care is taken to follow these guidelines. The activities in the workbook are roughly based on the Balbharati text books and are developed keeping the Learning Outcomes of the Foundational Literacy and Numeracy in mind.

Primarily, the workbook is a (SLM) Self Learning Material and these activities are self-explanatory. Activity specific instructions are provided to the facilitators wherever learners may need the support.

Teachers/Facilitators are suggested to keep the track of a child’s progress and monitor and support him/her. As the guidelines suggest, teacher should allow code-mixing and code-switching to children for expressing themselves. The activities in the workbooks can be conducted parallel to the use of ELCRLM (English Kit) provided by the state.

We hope that stakeholders across the state will find the workbooks engaging and useful for the students. Let’s get ourselves on the mission mode and devote ourselves for the universal acquisition of foundational literacy and numeracy.

Role of Facilitators

Facilitators, Mentors and Teachers need to work hand in hand for the overall holistic development in a child. Community participation would be a central and overarching factor in planning, implementation, and monitoring the interventions of the FLN mission. The National Mission on FLN would work towards enhancing the participation of the community, parents, teachers, and children. All the facilitators including the teachers and the parents play vital roles in the lives of the students, especially in the foundational years. The time is now ripe in India to involve parents and community members as active stakeholders in children's education.

Parents who are ready to volunteer and take the benefit of their service for various activities of the school must be involved in a structured way.

- All the facilitators including the teachers need to build a warm, inclusive learning environment, mentor and nurture students.
- All the facilitators should motivate and facilitate in a manner that will make the students work independently wherever necessary on the activity sheets.
- Teachers should mentor the students with different levels of achievements so that students develop their language skills.
- Teachers as counselors counsel the students wherever needed so that activities are undertaken as decided in consultation with the parents and students.
- This book will allow teachers to introduce a variety of words with ideas for using them in writing and language to their students.
- Facilitators can move easily into a writing prompt, oral language development, and other dialogue for increasing and understanding the use of words.
- This book presents teachers with a guide to follow when integrating vocabulary words in speaking and writing.
- Each chapter of this book builds on the themes and word lists from the previous chapter to allow for continuous growth of learning for students.
- Facilitators other than marathi medium schools can translate instructions for their students.

Role of Students

Literacy begins at birth. Right from the start infants try to communicate with those around them through crying and cooing, smiling and babbling. As toddlers, they pay close attention to their caregivers, striving to imitate the sounds they hear, the gestures they see—all the while attempting to make sense of the world around them.

All young children from every culture, early literacy is a process of meaning-making.

For most of us, however, literacy means being able to read and write.

Today's research shows us how reading and writing can develop naturally in a continuum from infancy onward as young children make sense of their world through playful exploration.

It shows how children's brains take in this information, extracting their own rules from it to help them learn. It also shows how teachers and the other

adults around children can build on children's own ideas (scaffolding) to help them develop the skills necessary for reading and writing. Such research has changed our minds forever about the way children develop and how we can best support their growth.

We now know, for instance, that reading and writing are outgrowths of the same communication urge that drives children to express themselves orally. Thus, speaking and listening are also a part of early literacy.

- Students should actively participate in working on the activity sheets.
- Students should complete one worksheet before taking a new one.
- Students should solve the activity according to the specified timeline and repeat the activities.

Let's lay a strong foundation in language and literacy so that students develop competencies of reading, writing, and speaking necessary in the 21st century.

INDEX

Sr. No.	Name of the Activity	FLN Area Covered	LOs Number	Page No.
PART - 1				
1.	Picture Reading	Inclination of reading culture	ECL2-6.1b	1
2.	Fun with Poem	Oral Language Development	ECL2-6.2	4
3.	Letters and Words	Vocabulary Development	ECL2-6.1b	6
4.	Words we know	Decoding, Vocabulary, Reading fluency	ECL2-6.11, 11b	8
5.	Learn with sounds	Phonological awareness	ECL2-6.10, 11	11
PART - 2				
6.	Word Register	Reading	ECL2-6.1	14
7.	Where do we live?	Decoding, Reading, Writing	ECL2-6.12	16
8.	Around Us	Decoding the pictures	ECL2-6.6	18
9.	Fun with Words	Vocabulary	ECL2-6.1b	21
10.	About Myself	Decoding	ECL2-6.6	23
11.	Vegetables	Oral Language Development	ECL2-6.3	25
12.	a, e, i, o, u	Vocabulary	ECL2-6.1b	27
13.	Opposite Words	Vocabulary and Reading fluency	ECL2-6.11	29
14.	Pictorial Sentences	Construction of sentences, Vocabulary	ECL2-6.11	32
15.	Vehicles	Vocabulary	ECL2-6.1b	34
16.	Odd man out	Decoding, Inclination towards Reading	ECL2-6.11	38
17.	Seasons	Reading, Writing	ECL2-6.12	40
18.	Months	Oral Language Development	ECL2-6.7	42



Sr. No.	Name of the Activity	FLN Area Covered	LOs Number	Page No.
19.	Days of Week	Reading and Oral Language Developement	ECL2-6.7	44
20.	A page from calendar	Vocabulary	ECL2-6.6	47
21.	Sentence Completion	Decoding of the pictures	ECL2-6.6	49
22.	Instructions	Oral Language Developement, Vocabulary	ECL2-6.1b	51
23.	Action Words	Concept about print, Decoding	ECL2-6.5	52
24.	Recipe	Oral Language Developent	ECL2-6.14	55
25.	Readig a Map	Decoding	ECL2-6.6	57
26.	1 to 20	Decoding the text	ECL2-6.14	60
27.	Prepositions	Oral Language Developement, Vocabulary	ECL2-6.1b	61
28.	Alphabetical Order	Vocabulary	ECL2-6.11	63
29.	Let's speak	Oral Language Developement	ECL2-6.5	65
30.	One word	Decoding the pictures	ECL2-6.6	67
31.	Puzzle	Vocabulary	ECL2-6.1b	70
32.	Let's explore the surrounding	Oral Language Development	ECL2-6.7	72
33.	I / We can	Concept about print, Decoding	ECL2-6.5	74
34.	Poem Comprehension	Oral Language Development	ECL2-6.2	77
35.	Reading Comprehension	Reading Comprehension	ECL2-6.1a	79
36.	Extensive Knowledge			81

PART : 1

1. Picture Reading

Language Component	: Inclination of reading culture
Skill Focused	: Reading with understanding and decoding.
Material Required	: Posters, Pamphlets
Pedagogical Suggestions	: Read posters, understand and decode
Purpose/LO	: ECL2-6.1b Develops vocabulary from their classroom and social environment.

Activity-1 : Observe both the pictures A and B. Find out and circle five differences in it. (चित्रों में पाँच फरक ढूँढिए। ताल में पाँच फरक ढूँढिए। शोल्फ में पाँच फरक ढूँढिए।)




Activity-2 : Uncle Mohan's six kittens are hiding in the bushes. Find out and circle them. (कौन कौन से बिल्ली के बच्चे हैं? उन्हें चिह्नित करें। शीर्षक गोपनीय।)



Extension Activity :

- Draw a picture of your choice in the box given below and describe it. (तुमच्या आवडीचे एक चित्र खालील जागेत काढा आणि त्याचे वर्णन करा.)



.....

.....

.....

.....

.....

.....

.....

.....

.....



2. Fun with Poem

Language Component : Oral Language Development

Skill Focused : Listening Skill

Material Required : Poem on charts

Pedagogical Suggestions : Sing songs or recite poems in English with intonation.

Purpose/LO : ECL2-6.2 Recites poems individually in groups with intonation and fluency.

Activity-1 : Listen, sing and repeat. (पढ़ें, सुनते हैं और दोहराएँ।)

Five Little Bells

Five little bells
hanging in a row.
The first one said,
ring me slow.
The second one said,
ring me fast.
The third one said.
ring me last.
The fourth one said,
I'm like a chime.
The fifth one said.
ring us all at one time!



Activity-2 : Listen, sing and enact. (ऐका, मराठी आणि मराठी बोलणे करणे.)

Waves in the Sea

The waves in the sea so

Up and down,

Up and down,

Up and down.

The waves in the sea go

Up and down,

All day long.

...Sharks in the sea go

Snap, snap, snap...

..Fish in the sea go

Swish, swish, swish...

.....Boats in the sea go

Toot, toot, toot...

Extension Activity :

- Listen and sing the poem with proper rhythm with your friends. (ऐका आणि खालील कविता तुमच्या मित्रांसोबत तालासुरात म्हणा.)

Clouds

It is hot

The sky is blue.

A little cloud comes looking for you.

More clouds come.

They bring rain.

Sing and dance.

It's cool again!

3. Letters and Words

Language Component	: Vocabulary Development
Skill Focused	: Reading and Writing skill
Material Required	: Letter chart
Pedagogical Suggestions	: Enrich vocabulary in English through reading and writing.
Purpose/LO	: ECL2-6.1b Develops Vocabulary from their classroom and social environment.

Activity-1 : Join the capital letters and small letters with a line. (बैठकर पढ़ें।)

B	A	E	F	N
a	b	n	f	e

Activity-2 : Circle the same words given in the boxes. (बैठकर शब्दों को चिह्नित करें।)

fan	van	table	box	fan	lock	top
cup	pot	cup	jar	girl	kite	put
kite	kite	nest	drink	pot	draw	mug
bat	cold	day	word	small	bat	hat

Activity-3 : Circle the letters given in the boxes. (बैठकर पढ़ें।)

p	s l e e(p)	f l o(p)s	s(p) e l l	k e(p)t
b	j o b	s o b e r	b o w l	l a b
t	s t o p	s e a t	m o t h e r	e n t e r
d	m o d e	d e l l	s o l d	e n d
n	s o o n	i n t o	n a m e	d o n e

Extension Activity :




- Write the alphabets A to Z in both cases. (Uppercase A to Z and Lowercase a to z.)




Handwriting practice lines for uppercase and lowercase alphabets. Each row consists of three horizontal lines: a top blue line, a middle blue line, and a bottom pink line. There are 10 such rows provided for practice.

4. Words we know

Language Component	: Decoding, Vocabulary, Reading fluency
Skill Focused	: Reading, Writing.
Material Required	: Activity sheet and Poster, chart
Pedagogical Suggestions	: Develop writing skills through classroom activities.
Purpose/LO	: ECL2-6.11 Writes sentences using the familiar words. ECL2-6.11b Develops vocabulary from their classroom and social environment.

Activity-1 : Circle the appropriate words looking at the pictures. (चित्र देखकर सही शब्द चुनकर गोल करो.)

	MOON, CIRCLE, TREE
	MANGO, BALL, STAR
	FLOWER, HOUSE, BUTTERFLY

	BOOK, PEN, MOBILE
	BOTTLE, FAN, CHALK
	BALL, HEN, BEE


Activity-2 : Who am I? (मैं कौन हूँ?)

Circle the correct answer. (सही उत्तर चुनकर गोल करो.)

1) I am yellow and medium in size. I taste sour. Who am I?




Lemon




Guava

2) I am juicy and sweet. My name sounds the same as my colour. Who am I?





Orange













Banana

Activity-3 : Write down the names of given fruits. (□□□□□ □□□□□ □□.)







Activity-4 : Match the flowers with their names. (□□ □ □□□□□ □□□ □□ □□□□ □□□.)

				
daisy	rose	tulip	violet	poppy
daffodils	lily	lilac	carnation	sunflower
				

Extension Activities :

- Match the colours with the given pictures. (दिलेल्या रंगांची नावे चित्रांसोबत जुळवा.)

A		B
1) Red		
2) Green		
3) Yellow		
4) Brown		

- Teacher will show pictures of vegetables, objects and children will guess their names. (शिक्षक भाजी, वस्तूंची चित्रे दाखवतील आणि मुले त्यांची नावे सांगतील.)

5. Learn with Sounds

Skill Focused : Reading and writing.

Pedagogical Suggestions : Use flash cards, pictures and demonstrate them.

ECL2- 6.11 - Writes sentences using familiar words.

Activity-1 : Read the following words and circle the appropriate letter for the given sound. (☐ श ☐ च ☐ छ ☐ ज ☐ झ ☐ ञ ☐ ट ☐ ठ ☐ ड ☐ ढ ☐ न ☐ त ☐ थ ☐ द ☐ ध ☐ प ☐ फ ☐ ब ☐ भ ☐ म ☐ य ☐ र ☐ ल ☐ व ☐ श ☐ ष ☐ स ☐ ह ☐ ख ☐ ग ☐ घ ☐ ङ


<p>bag board belt</p> <p>bed nib</p> <p>I'm b Where is my sound? circle me.</p> <p>band</p> <p>big belt</p> <p>banana</p>	<p>cop cup</p> <p>cub</p> <p>cloth</p> <p>I'm c Where is my sound? circle me.</p> <p>coin</p> <p>corn</p> <p>cube cap</p>
<p>tap pipe</p> <p>palm</p> <p>I'm p Where is my sound? circle me.</p> <p>top</p> <p>page</p> <p>soap</p> <p>pig pet</p>	<p>tool time</p> <p>net</p> <p>tent</p> <p>I'm t Where is my sound? circle me.</p> <p>fat</p> <p>table</p> <p>hut vet</p>

Activity-2 : Learn sentence and rhyme games with fun.



Activity-2.1 : Sentence game. Say a sentence and copy it. ()

- 1) This is a **book**.



.....

- 2) The **cat** is fat.



.....

- 3) The **pot** is on the fire.



.....

- 4) Thre **tree** is green.



.....

Activity-2.2 : Rhyme game.

**Find and write words that rhyme the following. (□□□□ िलेल□
श□□□□ □□□ □□□□रे श□□□ शो□□, ि□□ □ म□□□.)**

Dog
Fan
Mat
Noon

Activity-3 : Look at the picture and Identify sounds and make circle to it.

(चित्र में दिखाए गए वस्तुओं के आवाजों को पहचानें और उन्हें चिह्नित करें।)



lamp	lion	lock	leaf	tail	rat	write	bread	right	red
snow	small	sun	song	ship	house	fight	think	fish	cash

Activity-4 : Join the same letters. (समान अक्षरों को जोड़ें।)



PART : 2

6. Word Register

Language Component : Reading

Skill Focused : Reading/Writing

Material Required : Tables, mind maps

Pedagogical Suggestions : Enrich Vocabulary

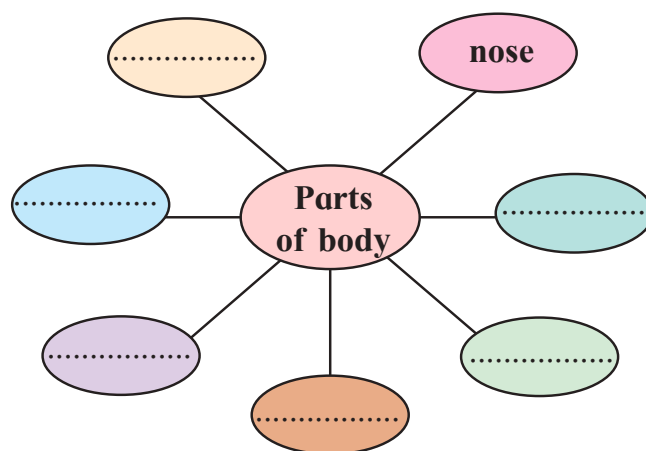
Purpose/LO : ECL2-6.1 - Develops Vocabulary from their classroom and social environment.

Activity-1 : Read the following words carefully. (पढ़िए निम्न शब्दों को ध्यानपूर्वक।)

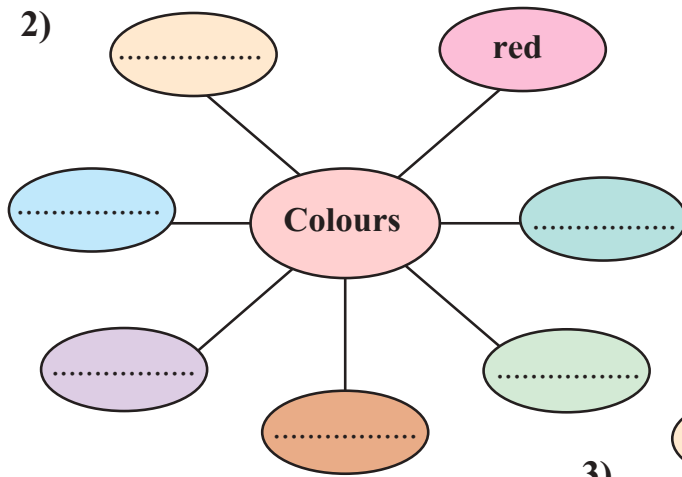
Parts of body	Colours	Vegetables	Fruits	Things
hand	pink	peas	mango	glass
nose	red	brinjal	papaya	bowl
legs	black	peas	banana	dish
head	green	cabbage	orange	spoon
eyes	White	pumkin	strawberry	chair
ears	purple	ladyfinger	apple	table
neck	voilet	spinach	pineapple	cupboard
shoulder	indigo	fenugreek	guava	T.V.

Activity-2 : Complete the mind-map. (पूरा mind-map कीजिए।)

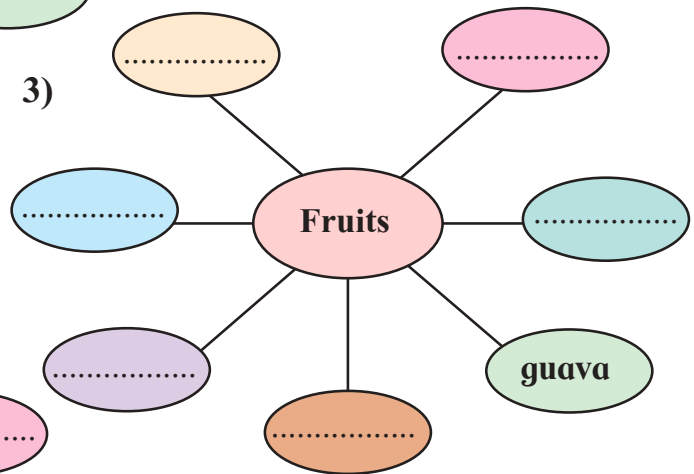
1)



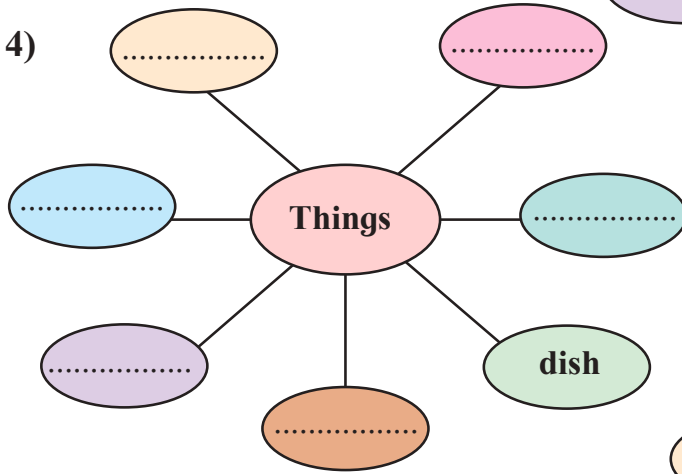
2)



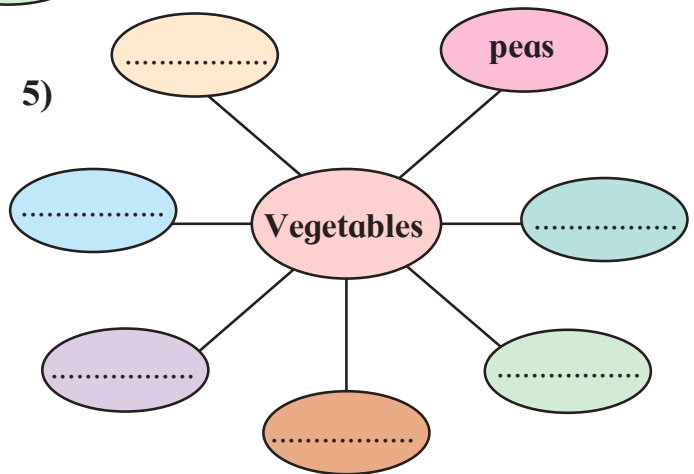
3)



4)













5)



7. Where do we live?

Language Component	: Decoding, Reading, Writing
Skill Focused	: Reading and Writing Skill
Material Required	: Pictures
Pedagogical Suggestions	: Enable them to recognize and decode
Purpose/LO	: ECL2-6.12 Write short messages bilingually adding drawing etc.

Activity-1 : Match the following pairs of animals and their shelters. (प्रकार के प्राणी और उनके आवासों को मिलाएं।)

1)  lives in	a)  Kennel
2)  lives in	b)  den
3)  lives in	c)  nest
4)  lives in	d)  home
5)  lives in	e)  stable

Activity-2 : Find out names of the places from the sentences given below and write. (निम्नलिखित वाक्यों में जगहों के नाम ढूँढिए और लिखें।)

1) The place where we learn.

.....

2) The place where we play different games and sports.

.....

3) The place where the animals are kept on display for public.

.....

4) A place where we go to buy things.

.....

5) A place where wild animals live.

.....

Extension Activity :

- Write few lines describing your favourite animal. (तुमच्या आवडत्या प्राण्याचे वर्णन करा.)

.....
.....
.....
.....
.....
.....
.....

8. Around Us

Language Component : Decoding the pictures

Skill Focused : Writing skill

Material Required : Flash card of animals, posters

Pedagogical Suggestions : Enrich vocabulary through observing the flash cards.

Purpose/LO : ECL2-6.6 Reads printed material in the classroom/school environment poems, posters, charts etc.


Activity-1 : Jungle safari.

- Look at the pictures and write the names of animals.


(चित्रों को देखकर जानवरों के नाम लिखें।)




.....




.....




.....



.....




.....




.....

Activity-2 : Garden of Flowers.

- Look at the pictures and write the names of flowers. (ਚਿੱਤ੍ਰ ਦੇ ਨਾਂ ਲਿਖੋ।)




.....




.....



.....



.....

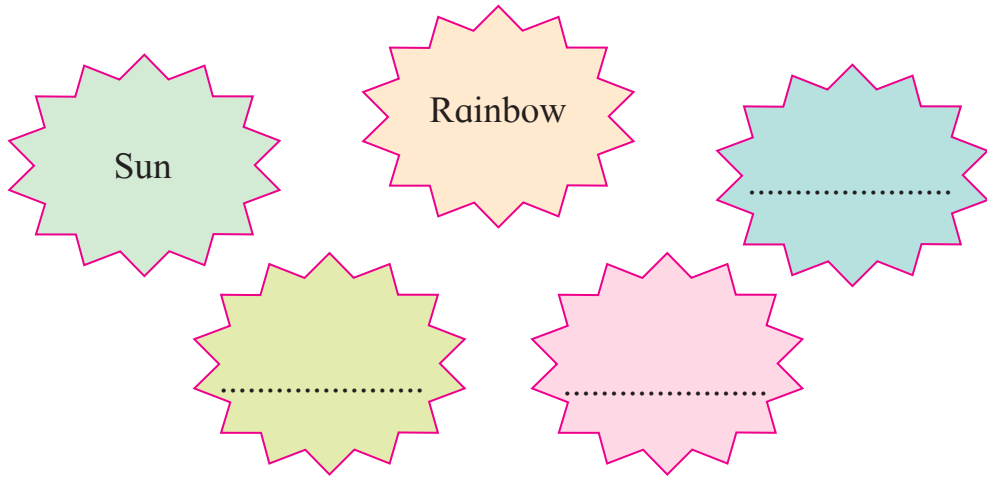


.....




.....

Activity-3 : Write down the name of things we see in the SKY. (चित्रों में दिखाए गए वस्तुओं के नाम लिखें.)



Extension Activity :

➤ Add names of different trees. (तुम्हाला माहीत असलेल्या झाडांची नावे लिहा.)



9. Fun with Words

Language Component : Vocabulary

Skill Focused : Speaking Skill

Material Required : Picture Dictionary

Pedagogical Suggestions : Encourage students to read variety of words.

Purpose/LO : ECL2-6.1b Develops vocabulary from their classroom and social environment.

Activity-1 : Observe the following words and answer the questions. (□ त्रिंशत् शतम् विंशति स्म रात्रि प्रशस्ति उत्तरे विंशति.)

A garden of words

pray	minutes	sixth	tenth
broke	hole	girl	mother
bench	desk	school	took
book	egg	wall	tell
first	sheep	dog	pride

1) Find words that begin with 'Pr'.

a) b)

2) Find names of two animals from the garden of words.

a) b)

3) Find the words that tell numbers.

a) b)

4) Find the words that have 'oo'.

a) b)

5) Find the names of two things we see in school.

a) b)

Activity-2 : Make new words from the given word. One is done for you. (निम्नलिखित शब्दों से नए शब्द बनाकर लिखें। एक उदाहरण के लिए शब्द 'board' से 'blackboard' बनाया गया है।)

1) blackboard

.....black..... board..... lock..... card.....

2) entertainment

.....

3) washerman

.....

4) communicate

.....

5) together

.....

Extension Activity :

- Make the list of related words. One is done for you. (शब्दसमूह (संबंधित शब्दों का) तैयार करें। एक उदाहरण के लिए तैयार की गई शब्दसमूह है।)

e.g.- school : teacher, ground, blackboard, bench, headmaster, book, projector, notebook, pen, pencil

1) kitchen :

2) garden :

3) office :

10. About Myself

Language Component : Decoding

Skill Focused : Observation, Reading skill.


Material Required : Pictures and posters.

Pedagogical Suggestions : Enrich vocabulary in English through reading

Purpose/LOs : ECL2-6.6 Reads printed material in the classroom/school environment : poems, posters, charts etc.

Activity-1 : Observe the picture and answer the questions. (चित्र देखिए और प्रश्नों उत्तर दीजिए।)

Myself and My Family



1) What is your name?

.....

2) How old are you?

.....

3) Where do you live?

.....

4) What is your father's name?

.....

5) What is your mother's name?

.....

6) How many brother(s) do you have?

.....

7) How many sister(s) do you have?

.....

Activity-2 : Fill in the blanks on your own. (अपने शब्दों में रिक्त स्थानों को पूरा करें।)

Hello...

I am

I am studying in standard with my

I have members at my home.

They are my m....., f....., b..... and s.....

My father's name is He works hard for our

My mother's name is

She food for all family members.

11. Vegetables

Language Component : Oral Language Development.


Skill Focused : Reading and Speaking.

Material Required : Pictures

Pedagogical Suggestions : Enrichment of the word treasures.

Purpose/LO : ECL2-6.3 Talks about his/her favourite story book/character.

Activity-1 : Observe the pictures and answer the following questions. (ପିତ୍ତାମ୍ବର ପ୍ରଶ୍ନୋତ୍ତର ଉପରେ ଗୁରୁତ୍ୱ ଦିଅନ୍ତୁ।)



1) Which is your favourite vegetable?

.....






2) Which vegetables are green in colour?

.....

3) Which vegetable is violet in colour?

.....

Activity-2 : Write the missing letters. (रिक्त स्थानों में गलत वर्णों को हटाकर सही वर्णों को भरें।)











1) c__bb__ge 2) r__d__sh 3) br__nj__l

4) c__rr__t 5) b__ __ tr__ot

6) p__tat__ 7) on__on 8) ch__ll__

9) t__mat__

Extension Activity :

➤ Write two names of vegetables that begin with the following letters. (खाली दिलेल्या अक्षरापासून सुरुवात होणाऱ्या दोन भाज्यांची नावे लिहा.)

- 1) C = ,
- 2) P = ,
- 3) B = ,
- 4) L = ,
- 5) R = ,

12. а, е, і, о, u

Language Component : Vocabulary

Skill Focused : Reading and Writing


Material Required : Flash Cards, Pictures

Pedagogical Suggestions : Help them to develop vocabulary

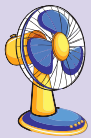
Purpose/LO : ECL2-6.1b Develops vocabulary from their classroom and social environment.

Activity-1 : Look at the pictures and fill in the blanks with given vowels. (
ल त्र रि सूर श रा.)

Vowel houses




b_g


$$\underline{f_n}$$


h t



c_p


$$\underline{v_n}$$

$$\underline{w} \quad b$$

$$\underline{n \quad t}$$


h_n



b_d


$$j_t$$


k d

 f_g 



l_p



d_g



n b



Extension Activity :

- Use a, e, i, o, u and complete the word. (a, e, i, o, u हे स्वर वापरून खालील शब्द पूर्ण करा.)

1) t__p	2) j__g	3) b__n	4) w__g	5) b__s
6) c__p	7) m__p	8) c__t	9) y__s	10) h__t
11) v__t	12) r__t	13) f__t	14) h__t	15) w__n

13. Opposite Words

Language Component	: Vocabulary and Reading fluency
Skill Focused	: Reading and Writing
Material Required	: A set of Opposite Words
Pedagogical Suggestions	: Develop treasure of opposite words.
Purpose/LO	: ECL2-6.11 Write sentences using the familiar words.

Activity-1 : Read the following words and match them with their opposite words. (नीचे दिए गए शब्दों के उल्टे शब्दों को चुनिए।)

Ex. Far × Near

Coloumn 'A'	Answer	Coloumn 'B'
Good	Empty
Full	Bad
Day	Short
Long	Night

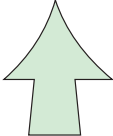


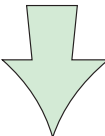






Activity-2 : Complete the following sentences by using the words from coloumn 'B' in the above given table. (नीचे दिए गए वाक्यों में 'B' कॉलम के शब्दों का उपयोग करके वाक्यों को पूरा करें।)

- 1) Ram is a good English speaker but his handwriting is..... .
- 2) My garden was full of beautiful flowers but now it is
- 3) There are 12 hours in a day and 12 hours in a
- 4) It's a long journey but we make it

Activity-3 : Write the opposites for the given words. (नीचे दिए गए शब्दों के उल्टे शब्द लिखें।)

- 1) happy ×
- 2) black ×
- 3) fast ×
- 4) rich ×
- 5) full ×
- 6) open ×

Activity-4 : Match the following pairs of opposite words. (निम्नलिखित जोड़े में उल्टे शब्द जोड़ें।)

- | | | | | |
|----------|---|----|--|------|
| 1) up |  | a) |  | day |
| 2) happy |  | b) |  | down |
| 3) cold |  | c) |  | stop |
| 4) night |  | d) |  | sad |
| 5) go |  | e) |  | hot |

Activity-5 : Choose the correct opposites and circle them. (निम्नलिखित शब्दों में उल्टे शब्द चुनिए और उन्हें चिह्नित करें।)

- | | | | | |
|----------|---|--------|-------|-------|
| 1) tall | → | short | small | long |
| 2) soft | → | short | heavy | hard |
| 3) clean | → | wet | dirty | dry |
| 4) wet | → | fly | green | dry |
| 5) rough | → | smooth | hard | heavy |
| 6) young | → | man | old | boy |
| 7) black | → | brown | white | green |
| 8) fat | → | thin | short | long |

Extension Activity :

- Observe the following pictures and list down the pairs of opposite words.
(खालील चित्रांचे निरीक्षण करा आणि विरुद्धार्थी शब्दांच्या जोड्या तयार करा.)



- 1) ×
- 2) ×
- 3) ×
- 4) ×

- Write opposite words. (विरुद्धार्थी शब्द लिहा.)

- 1) in × 2) right × 3) last ×
- 4) east × 5) on × 6) early ×

14. Pictorial Sentences

Language Component : Construction of sentences, Vocabulary.

Skill Focused : Reading

Material Required : Pictures, Sentence strips.

Pedagogical Suggestions : Provide opportunity to develop their own sentences

Purpose/LO : ECL2-6.11 Writes sentences using familiar words.

Activity-1 : Complete the following sentences with the words given in bracket.

([parrot] [guava] [green] [cage] [red] [beak].)

(parrot, guava, green, cage, red)

1) I am a



.....

2) I am



..... in colour.

3) I have



..... beak.

4) I like to eat



.....


5) People keep me in




.....

Extension Activity :

- Guess me with my habitat. (कंसात दिलेल्या प्राणी, पक्षी यांचा निवारा शोधून त्यांची नावे योग्य ठिकाणी लिहा.) (Lion, Dolphin, Duck, Camel, Penguin)




.....




.....

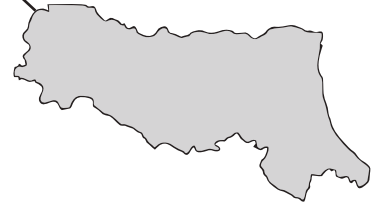
**Animals
Habitat**



.....



.....



.....

15. Vehicles

Language Component : Vocabulary

Skill Focused : Speaking and Reading

Material Required : Posters

Pedagogical Suggestions : Motivate students to use variety of words.


Purpose/ LO : ECL2-6.1b Develops vocabulary from their classroom and social environment.

Activity-1 : Fill in the blanks with proper word. (चित्रों के नाम भरें।)

1. has two wheels.



2. This is a



3. This is a



4. We travel by



5. An flies in the sky.



6. This is my school



Activity-2 : Answer the questions based on above picture. You may circle the appropriate word. (ऊपर दिए गए चित्रों के बारे में प्रश्नों के उत्तर नीचे दिए गए शब्दों में से चुनिए।)

1) Who drives the bus?

- a) driver b) pilot c) doctor

2) How do you go to school?

- a) by walking b) by bus c) on a bicycle

3) Who flies an aeroplane?

- a) driver b) pilot c) doctor

Activity-3 : Look at the pictures and answer the following. (नीचे दिए गए चित्रों को देखिए और प्रश्नों के उत्तर दीजिए।)

Vehicles



Bicycle



Aeroplane



Helicopter



Motorcycle



Car



Scooter




Autorickshaw



Bus




Jeep



Truck



Boat



Train



Ship

1) Which vehicle has three wheels?

.....

2) Which vehicle runs on road?

.....

3) Which vehicles fly in the sky?

.....

4) Which vehicle runs on water?

.....

Activity-4 : Name the following parts of vehicles. (कारों, बसों, ट्रेलरों, साइकिलों, और मोटरों के हिस्सों के नाम लिखें।)

1)



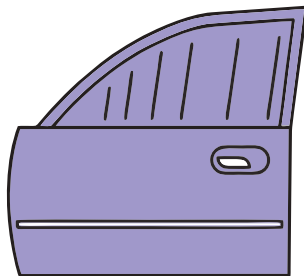
.....

2)



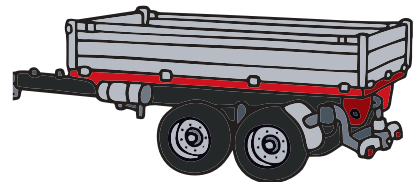
.....

3)



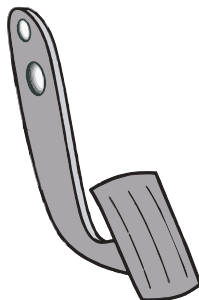
.....

4)



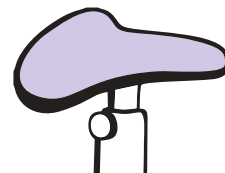
.....

5)



.....

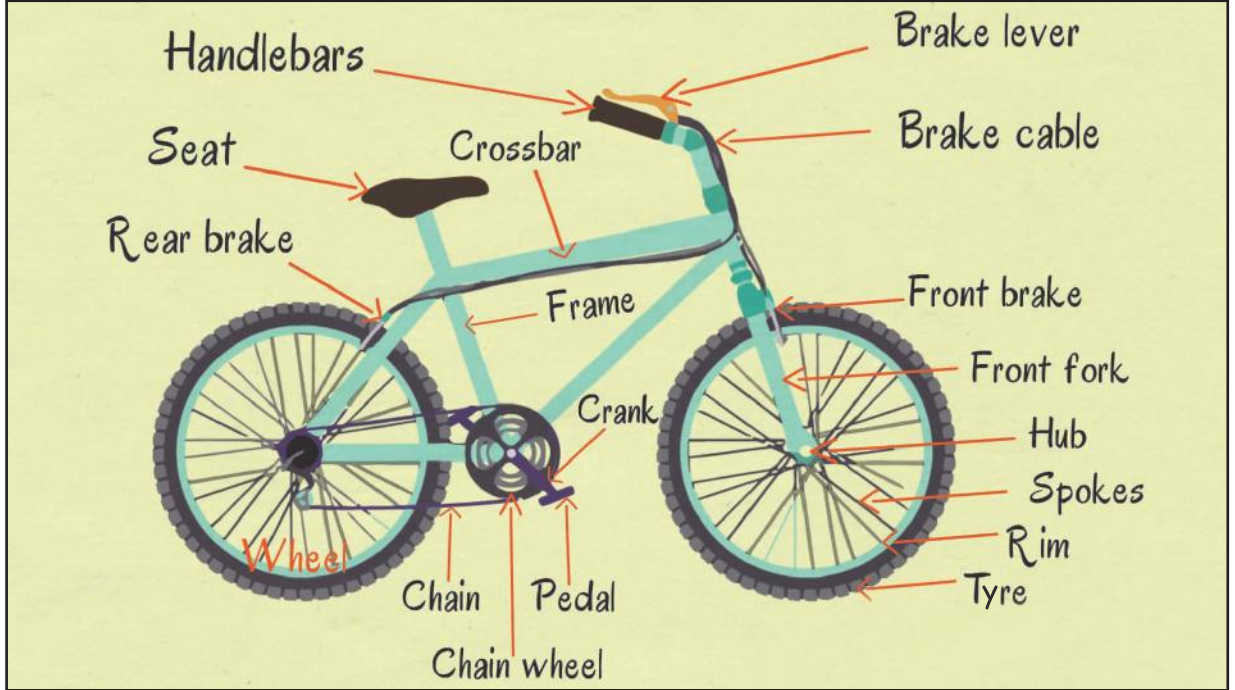
6)



.....

Extension Activity :

- Identify the parts of bicycle given below. (खाली दिलेल्या सायकलचे भाग ओळखा.)



- Observe the vehicles around you and make a list of them.
(तुमच्या सभोवताली दिसणाऱ्या वाहनांची यादी करा.)
- Draw a picture of your favourite vehicle and name the parts.
(तुमच्या आवडत्या वाहनाचे चित्र काढा व भागांना नावे द्या.)

16. Odd man out

Language Component : Decoding, Inclination towards Reading.

Skill Focused : Speaking, Reading, Writing Skill

Material Required : Pictures, Cut-outs






Pedagogical Suggestions : Encourage students to read variety of words.


Purpose/LO : ECL2-6.11 Writes sentences using the familiar words.

Activity-1 : Circle the odd one out. (गुलाब, आम, सेब, अनार, केला, आम्रफलों में से एक को चिह्नित करें।)

- 1) a) Banana b) Mango c) Guava d) Rose
- 2) a) Car b) Bicycle c) Motorcycle d) Tractor
- 3) a) Eye b) Nose c) Ear d) Leg
- 4) a) Class b) Library c) Living Room d) Teacher

Activity-2 : Circle the odd one out in each of the given sets of pictures. (प्रत्येक दिए गए चित्रों में से एक को चिह्नित करें।)

- 1) a)  b)  c)  d) 
- 2) a)  b)  c)  d) 
- 3) a)  b)  c)  d) 



Extension Activity :

- Read the extract from the daily newspaper, circle the describing words and prepare small sentences with the help of those words. (दैनंदिन वर्तमानपत्र वाचा आणि त्यातील वर्णनात्मक शब्दांना गोल करा व त्यापासून छोटी वाक्ये तयार करा.)

[illegible]

17. Seasons

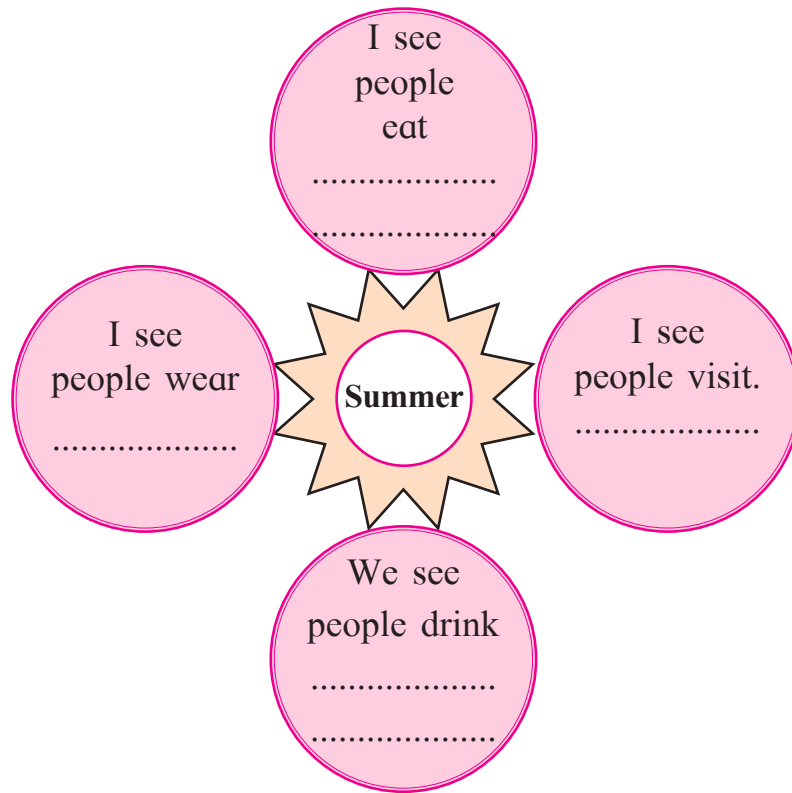
Language Component	: Reading, Writing
Skill Focused	: Decoding, Reading, Writing skill
Material Required	: Pictures
Pedagogical Suggestions	: Recognise, Decode, Vocabulary.
Purpose/ LO	: ECL2-6.12 Writes short messages bilingually adding drawing etc.

Activity-1 : Complete the sentences with the help of the given words. (चिह्न लक्ष्य शब्दों में से चुनकर पूरा करो।)

1) fog, fire, spicy, woolen clothes



2) cold drinks, ice cream, cotton clothes, hill stations.



Extension Activity :

- Frame a do's and don'ts chart for Rainy season. (पावसाळा ऋतूमध्ये कोणत्या बाबी कराव्यात व कोणत्या करू नयेत याचा तक्ता तयार करा.)

do's	don'ts
1)	1)
2)	2)
3)	3)
4)	4)
5)	5)

18. Months

Language Component : Oral Language Development

Skill Focused : Writing

Material Required : Charts, cards, calendar

Pedagogical Suggestions : Observation and writing.

Purpose/ LOs : ECL2-6.7 Reads small texts in English.

Activity-1 : Read the names of the months in column A and write in column B. (छात्र सचित्र चार्ट में दिए गए मासों के नाम पढ़ें और सचित्र चार्ट में लिखें।)

'A'	'B'	'A'	'B'
January	July
February	August
March	September
April	October
May	November
June	December

Activity-2 : Write the next month in column B. ('B' सचित्र 'A' सचित्र चार्ट में दिए गए मासों के अगले मास लिखें।)

'A'	'B'
April
June
November
February

19. Days of Week

Language Component : Reading and Oral Language Development
Skill Focused : Reading
Material Required : Calendar
Pedagogical Suggestions : Enable them to read calendar.
Purpose/ LOs : ECL2-6.7 Reads small texts in English.


Activity-1 : Complete the following table. (सोमवार, मंगलवार, बुधवार, गुरुवार, शुक्रवार, शनिवार, रविवार।)

Sunday	Wednesday
.....
Tuesday

Activity-2 : Complete the words by writing missing letters in columns given below. (सोमवार, मंगलवार, बुधवार, गुरुवार, शुक्रवार, शनिवार, रविवार।)

Day	Column 'A'	Column 'B'
Monday day	__ o __ d __ y
Tuesday day	T __ _ s __ a __
Wednesday day	__ e __ ne __ d __ y
Thursday day	T __ _ r __ d __ _
Friday day	__ r __ _ _ y
Saturday day	S __ t __ _ d __ y
Sunday day	__ u __ _ a __

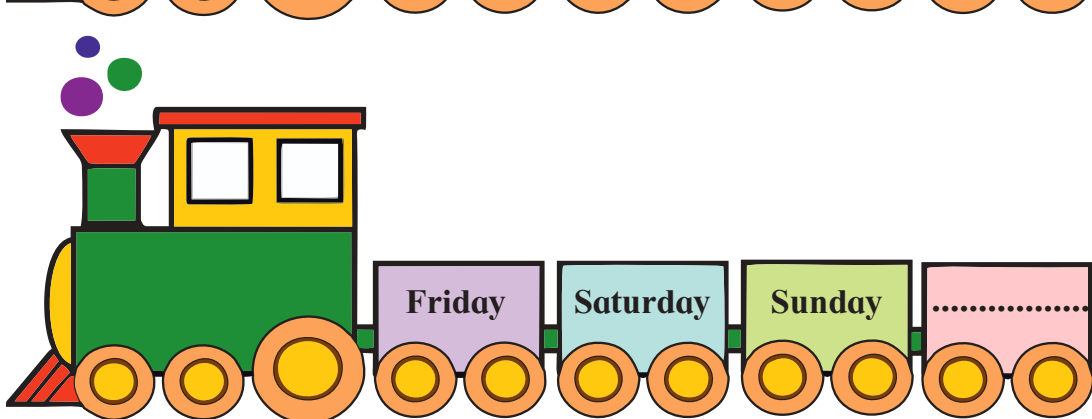

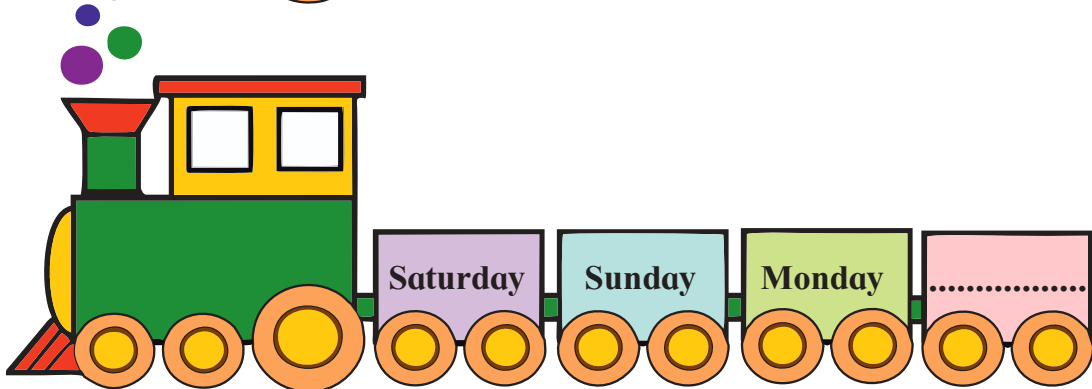
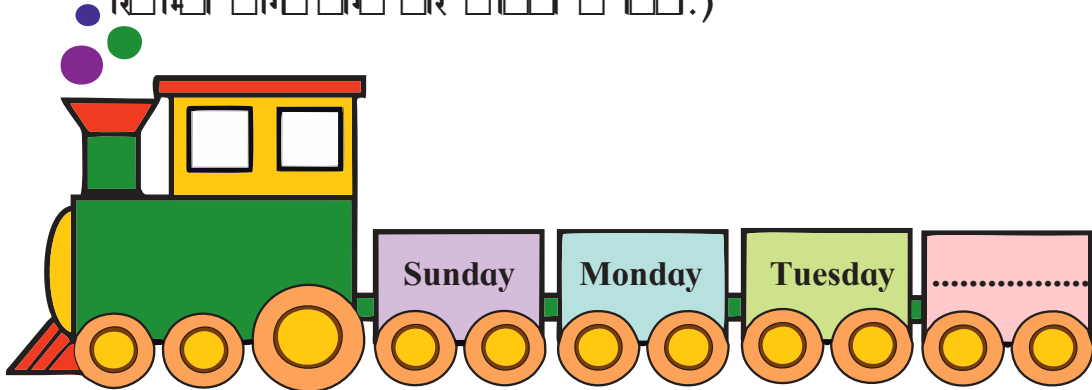
Activity-3 : Look at the pictures of the seven days activities. Tell your partner what is happening each day. (छवि चित्र के तहत घटनेवाले प्रत्येक दिन के गतिविधियों को अपने साथी को बताएं।)



Activity-4 : Write the correct day for these activities. (छवि के तहत गतिविधियों के लिए सही दिन लिखें।)

- 1) He is at home on
- 2) He is shopping in the market on
- 3) He is playing football on
- 4) He is going to picnic in the garden on
- 5) He is travelling in train on
- 6) He is busy in exam on
- 7) He is enjoying birthday party on

Activity-5 : Write the correct days and fill in the blanks. (रविवार, सोमवार, मंगलवार, बुधवार, शुक्रवार, शनिवार, रविवार।)



20. A page from calendar

Language Component : Vocabulary

Skill Focused : Speaking and reading

Material Required : List of questions, crayons.

Pedagogical Suggestions : Preparing for simple factual question

Purpose/LO : ECL2-6.6 Reads printed material in the classroom/school environment : poems, posters, charts, etc.

Activity-1 : Match the following. (चुन चुनकर जोड़ो.)

'A' Group		'B' Group
1) Independence Day		a) 1 st May
2) Children's Day		b) 15 th August
3) Republic Day		c) 14 th November
4) Teacher's Day		d) 26 th January
5) Maharashtra Day		e) 5 th September

Activity-2 : Choose the correct option to complete the given sentences. (सही विकल्प चुनकर वाक्य पूरा करो.)

- A is a pet animal.
a) dog b) tiger c) lion d) deer
- A is a vehicle.
a) mango b) apple c) bottle d) car
- An is the modern vehicle.
a) horse b) aeroplane c) donkeys d) bullock-cart
- Truck runs on the
a) air b) road c) track d) water

Activity-3 : Observe the calendar and answer the following questions. (सिक्किम कलेंडर २०२१ देखि निम्न प्रश्नको उत्तर दिनु।)

11		November				2021	
Sun		7	14	21	28		
Mon	1 <small>Dhanrayadashi</small>	8	15	22	29		
Tue	2	9	16	23	30		
Wed	3	10	17	24			
Thu	4 <small>Narak Chaturdashi</small>	11	18	25			
Fri	5 <small>Deepavali Padwa Bollpratipada Bhoubee</small>	12	19	26			
Sat	6	13	20	27			

1) How many Sundays are there?

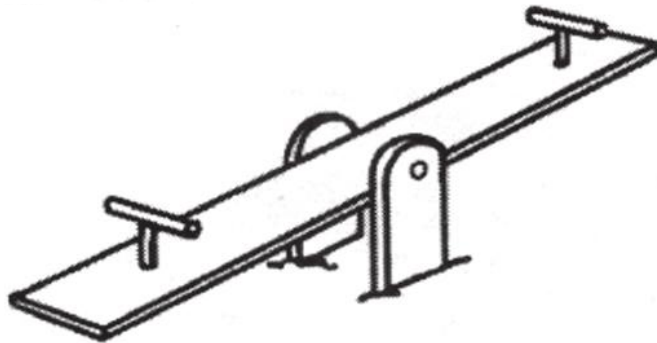
2) How many days are there in this month?

3) Which festivals are celebrated in this month?

.....

Extension Activity :

➤ Colour the pictures given below. (खालील चित्रे रंगवा।)



21. Sentence Completion

Language Component	: Decoding of the pictures
Skill Focused	: Reading and Understanding
Material Required	: Posters
Pedagogical Suggestions	: Reads posters, listen and communicate
Purpose/LO	: ECL2-6.6 Reads printed material in the classroom/school environment : poems, posters, charts etc.

Activity-1 : See the picture and complete the given conversation.

(चित्र देखें और नीचे दी गई बातें पूरे करें।)



A) : Do you like chocolate?

B) : Yes, I

A) : Name the chocolates you like the most?

B) : I like

A) : How many types of chocolates are there in the given picture?

B) :

Activity-2 : Look at the pictures and complete the sentences. (चित्रे पाहू आणि
वाक्ये पूर्ण करा.)



The children are going to



A bird is sitting

Extension Activity :






- Teacher must show several pictures and should take practice of conversation.
(संभाषण कौशल्याचा सराव शिक्षकांनी चित्राद्वारे घ्यावा.)

22. Instructions

Language Component	: Oral Language Development, Vocabulary
Skill Focused	: Speaking and Writing Skill
Material Required	: Pictures of Object
Pedagogical Suggestions	: Enrich vocabulary through language games.
Purpose/LO	: ECL2-6.1b Develops vocabulary from their classroom and social environment.

Activity-1 : Read the instructions and match them with appropriate picture.

(चित्रों को पढ़ें और उचित चित्रों के साथ मिलाएं।)

Instructions	Stand up	Sit down	Clap	Close your eyes	Form a line
Action					

Activity-2 : Which instructions do you listen from your teacher. Enlist them.

(कौन सी शिक्षाएं आप अपने शिक्षक से सुनते हैं? लिखें।)

.....
.....
.....
.....

23. Action Words

Language Component	: Concept about print, Decoding
Skill Focused	: Writing
Material Required	: Crayons, charts, poster, pictures of action word
Pedagogical Suggestions	: Enrich vocabulary
Purpose/ LO	: ECL2-6.5 Writes/expresses his/her feelings, draws about the same as well.

Activity-1 : Look at the pictures and match it with correct action. (चित्रों को सही क्रिया के साथ मिलाएं।)



Actions
reading
running
smiling
driving a car
jumping
dancing
sleeping
washing hands
singing
laughing
waving
walking



Activity-2 : Fill in the blanks with proper action verbs given in the bracket.

(रिक्त स्थानों में उचित क्रियापदों को भरें। (going, eating, playing, doing, swimming))

(going, eating, playing, doing, swimming)

1) They are on the ground.

2) I am my lunch.

3) We are our homework.

4) She is to the school.

5) He is in the pool.

Activity-3 : Choose suitable action words for each object. (उचित क्रियापदों का चयन करें।)

(उचित क्रियापदों का चयन करें।)

throw

catch

cut

find

fold

wash

pull

make

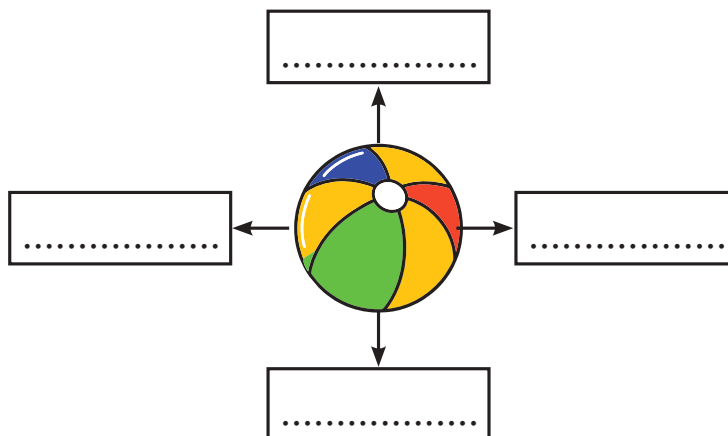
give

take

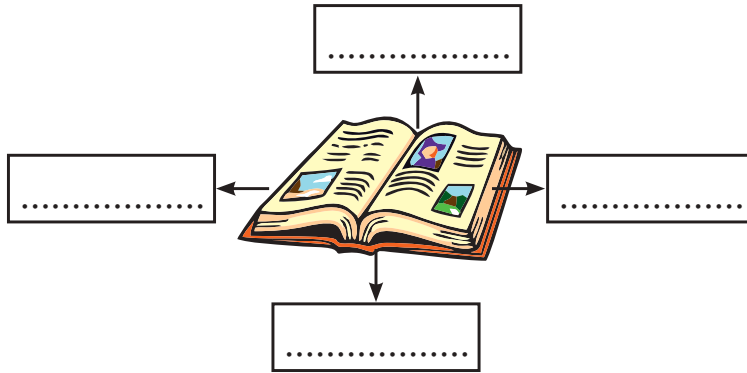
read

tear

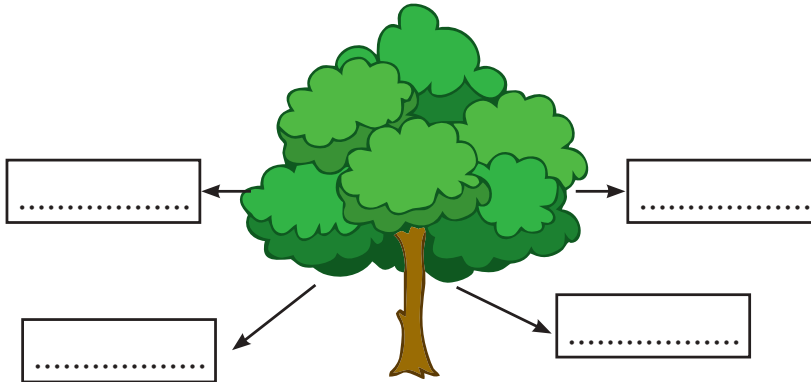
1)



2)



3)



Extension Activity :

- Fill in the blanks with the following action words.
(खाली दिलेल्या रिक्त जागी क्रियापदाचे शब्द वापरून वाक्ये पूर्ण करा.)
(is, bakes, wants, goes, takes, take)

Anamika a small girl. She to a school near her house. She loves to a piece of cake to school. Her mother cakes for her.

24. Recipe

Skill Focused : Reading and Writing

Pedagogical Suggestions : Give practice of different Recipes.

Purpose/LO : ECL2- 6.14 Works in team for display of the posters.

Activity-1 : Choose correct words to complete the steps and make a delicious dish. (खिलना शर्करा काट कलकलाना एका एकता खिलाना चमकाना मिलावना) (eat, cut, peel, put, add, pour, put, stir)



1) a banana.



2) the peel in a dustbin.



3) the banana into pieces.



4) the pieces in a bowl.



5) a spoonful of sugar.




6) some milk on it.







7) it with the spoon



8) it up.

Activity-2 : Give correct number to complete delicious dish. ()

   )

e.g.



7

Activity-3 : Let's try lemonade.

Think about ingredients for making lemonade.

(निम्नलिखित पदों में खाली स्थान भरें।)

Le__o__s

Wa__ __r

S__g__r



Activity-4 : Number the steps of a recipe for making lemonade. (निम्नलिखित चरणों को क्रमांकित करें।)

(1, 2, 3, 4, 5, 6)

(1, 2, 3, 4, 5, 6)

1) stir.

2) put the lemon juice in a pitcher.

3) fill up the pitcher with water.

4) squeeze the juice out of the lemon.

5) add sugar.

6) ready to drink.

Extension Activity :

- Write the ingredients for making apple/fruit juice.

Find out the steps of a recipe for making fruit juice. Prepare poster in group and paste in your class. (फलोंचा रस बनविण्यासाठी लागणाऱ्या पदार्थांची नावे लिहा व कृतीच्या पायऱ्या शोधा. त्यावर आधारित गटामध्ये पोस्टर तयार करून तुमच्या वर्गात लावा.)

25. Reading a Map

Language Component : Decoding

Skill Focused : Observation, Reading skill.

Material Required : Pictures of Objects

Pedagogical Suggestions : Motivates students to learn the correct spellings and understanding the words treasure.

Purpose/LO : ECL2-6.6 Reads print of material in the classroom/school environment : poems, posters, charts etc.

Activity-1 : Look at the pictures and write down the words in the boxes.
(चित्रों को देखकर शब्दों को लिखें।)



(1)

H
R

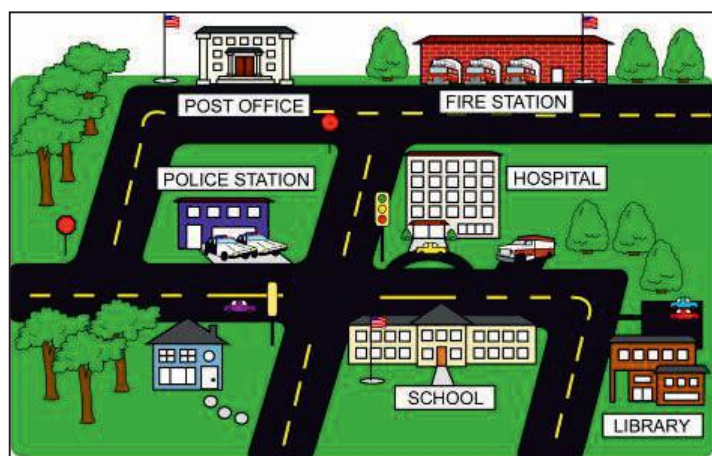

(2)

S			P
---	--	--	---


(3)

D				E	
---	--	--	--	---	--

Activity-2 : Observe the image. Circle the places and tell to your friend about any one of them. (चित्र में दिखाए गए स्थानों में से किसी एक को चिह्नित करें और अपने दोस्त को उसकी जानकारी दें।)



Activity-3 : My Compass : Colour the compass and write directions. (दिशा दिखाने के लिए रंग भरें और दिशा लिखें.)



- 1) Label N, S, E and W on the compass.
- 2) Colour the land green and the water blue.
- Write North, South, East or West to complete each sentence.
 - 1) Houses are at direction.
 - 2) Trees are at direction.
 - 3) Water is at direction.

- Write the correct numbers.

- 1) There are houses in the map.
- 2) There are trees in the map.
- 3) There are boats in the map.

Extension Activity :

- Look and understand the given map :

Observe the given picture and describe it to your friends.

(दिलेल्या चित्राचे निरीक्षण करून विविध वस्तू, ठिकाणे यांविषयी तुमच्या मित्रांना सांगा.)



26. 1 to 20

Language Component : Decoding the text

Skill Focused : Reading and writing.

Material Required : Crayons, posters etc.

Pedagogical Suggestions : Give number exercise and ask them to prepare posters.

Purpose/LO : ECL2-6.14 Works in team for display of the posters.

Activity-1 : Circle the right numeral matching. (☐ १ ☐ २ ☒ ३ ☐ ४ ☐ ५ ☐ ६ ☐ ७ ☐ ८ ☐ ९ ☐ १०)

One	Sixteen	Nine	Twenty
12 1	15 16	8 9	12 2
3	60	7	20

Twelve	Eighteen	Five	Seventeen
12 2	18 19	8 5	7 17
7	8	3	13

Activity-2 : Can you find the numbers in words. (□□□□ श□□□□□□□□□□ □□□□ □□□□
स□□□□ श□□□ □□□□□□□□□□ □□□□ □□□□.)

a	b	c	d	e	l	e	v	e	f	i	v	e	n	q
e	f	s	e	l	e	v	e	n	t	e	n	p	l	r
g	h	i	j	k	o	n	e	t	s	e	n	i	n	e
r	q	x	p	l	m	o	n	h	e	e	e	o	e	f
t	w	e	l	v	e	g	g	t	e	s	u	v	t	o
w	s	t	t	u	i	v	g	r	t	i	s	f	e	u
e	t	u	w	e	o	i	h	y	z	x	v	o	e	r
n	s	q	o	p	f	t	b	x	p	t	p	u	h	t
t	h	i	r	t	e	e	n	r	p	e	m	r	u	e
y	f	i	v	e	s	e	v	e	n	e	g	r	s	e
e	i	g	h	t	e	e	n	t	h	i	r	t	y	n

27. Prepositions

Language Component : Oral Language Development, Vocabulary


Skill Focused : Writing Skill

Material Required : Pictures of Object

Pedagogical Suggestions : Enrich vocabulary through language games.

Purpose/LO : ECL2-6.1b Develops vocabulary from their classroom and social environment.

Activity-1 : Look at the pictures and complete the sentences using the correct word from the boxes given. (चित्रों को देखकर वाक्यों में रिक्त स्थानों को सही शब्दों से पूरें।)



They are sitting the chairs.

on

of

to



The cat is sitting a mat.

to

on

for



How much water isthe bottle?

in

on

of



We are going the park.

in

to

on

Activity-2 : Complete the dialogue with the help of the given words. (चिह्नित शब्दों में रिक्त स्थान पूरा करें।)

(for, under, in, by, with, in, at, on)

Mother : Son, are you ready.....
the school?

Son : Yes, I am getting ready soon.

Mother : Hurry up, It's too late.

Son : Mother, where are my socks?

Mother : Look the table, or
..... the table.



Son : Thank You. I got it.

Mother : Are you going to school bicycle?

Son : No, it's puncture. I will go my friend walking.

Mother : Finish your tiffin time.

Son : Yes, what is the tiffin?

Mother : Your favorite vegetable and roti.

Son : Thank you Mother.

28. Alphabetical Order

Language Component : Vocabulary

Skill Focused : Reading and writing

Material Required : Posters and charts

Pedagogical Suggestions : Encourage students to enrich their range of Vocabulary.

Purpose/LO : ECL2-6.11 Writes sentences using the familiar words.

Activity-1 : Arrange the following words in alphabetical order. (□□□□ श□□□□
□□□□□र □□□ □□□□ □रा.)

A B C D E F G H I J K L M N O P Q R S T U V W X Y Z

BOOK

DOG

CHAIR

APE

EAR

FAN

GOAT

HOUSE

INK

JOKER

KIND

MOUSE

XEROX

ZEBRA

NEST

.....

.....

.....

.....

.....

Extension Activity :

- Arrange the following words in alphabetical order. (खाली दिलेले शब्द वर्णमालेतील क्रमानुसार लिहा.)

a	b	c	d	e	f	g	h	i	j	k	l	m	n	o	p	q	r	s	t	u	v	w	x	y	z
mom													1)												
cat													2)												
sit													3)												
dot													4)												
hat													5)												
rock													6)												
win													7)												
yes													8)												
back													9)												
tub													10)												

29. Let's speak

Language Component	: Oral Language Development
Skill Focused	: Speaking, Conversation skill.
Material Required	: Sentence strips.
Pedagogical Suggestions	: Oral vocabulary
Purpose/LO	: ECL2-6.5 Writes express his/her feelings and draws about the same.

Activity-1 : Match the correct pairs and tell it orally. (कार्डों को जोड़ें और बोलें।)

'A' Group	'B' Group
1) Teacher	a) Take your medicine on time.
2) Shopkeeper	b) Study regularly.
3) Doctor	c) Sir, how can I solve this?
4) Customer	d) Cash or card, please.
5) Student	e) What's the cost of 1 kg sugar?

Activity-2 : Complete the given conversation with the help of words given in the box. (दिए गए शब्दों की मदद से नीचे दी गई बातचीत पूरा करें।)

A) Advait : Excuse

Cab driver : Yes, please.

Advait : I want to go to Nigadi, please?

Cab driver : Yes, It will Rs. Fifty.

Advait : No problem, sir.

Cab driver : Sure sir.

charge,
will you,
me,
let's go

Welcome, attend, Thanks, Hello, Hi, birthday

- B) Hindavi :, Govind.
Govind : Hindavi. Nice to meet you.
Hindavi : I would like to invite you for my party.
Govind : for the invitation.
Hindavi : It's on Thursday, 5 o'clock.
Govind : Yes, I'll surely the party. And whom have you invited?
Hindavi : Saavi, Jayraj, Shivraj, Srushti, Tanmay, Bhakti and Samruddhi will also join with family.

Activity-3 : Arrange the dialogue in proper sequence and practise with your partner. (□□□□ □□□□ □□□□□□□□, □□□□ □□□□□□□□ □□□□□□.)

- 1) B : Yes, too much.
- 2) A : So nice, you are very lucky.
- 3) B : I went to my native place.
- 4) B : Yes, you are right. It was a great experience.
- 5) A : Hi, good morning.
- 6) A : Did you enjoy your holiday?
- 7) B : Good morning, dear.
- 8) A : Where did you spend your holiday?
- 9) B : I enjoyed with my grandparents and cousins.
- 10) A : With whom did you enjoy?

Extension Activity :

- Try and converse/talk with a farmer/shopkeeper/gardener/bus conductor. Talk with your parents or grandparents about their childhood. (शेतकरी, दुकानदार, माळी, बसवाहक यांच्याशी संवाद साधा. तुमच्या पालकांशी व आजी आजोबांशी त्यांच्या बालपणाविषयी संवाद साधा.)

30. One Word

Language Component (Area) : Decoding the pictures

Skill Focused : Reading Skill

Material Required : Pictures and posters.





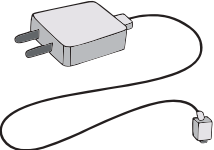
Pedagogical Suggestions : Enrich vocabulary in English through reading.

Purpose/LO : ECL2-6.6 Reads printed material in the classroom/
school environment: poems, posters, charts etc.

Activity-1 : Draw the lines to match the umbrellas with its owners. (सिद्धि, अर्पण, अर्पण, अर्पण, अर्पण, अर्पण.)



Activity-2 : Choose and write the letter to make a meaningful word. (कोई शब्द चुनकर शब्द पूरा करो।)

Sr. No.	Key word with Picture	(A)	(B)	(C)
1)	 __ock	r	c	w
2)	 t__p	b	d	a
3)	 Mo__ile	e	b	d
4)	 ea__ph__ne	r	g	o
5)	 __ha__ger	h	r	c

Activity-3 : Complete the sentences by using the words given in the bracket. (कोई शब्द चुनकर वाक्य पूरा करो।)

- I school by my bicycle. (write on, catch up, go to)
- Swaraj chocolates to his sister, Sakshi. (gave, play, sit)
- Vihaan my online class. (will write, will attend, will prepare)
- My mother a cake. (bake, are baking, is baking)
- My school very beautiful. (are, is, will)

Activity-4 : Read the following sentences and fill in the gaps with suitable words. (कृषि से प्राप्त होने वाले वस्तुओं के नाम लिखिए।)

- 1) We get fruits from -
- 2) We get milk from -
- 3) We get wool from -
- 4) We get water from -
- 5) We get food grains from -
- 6) We get flowers from -
- 7) We get fish from -
- 8) We get eggs from -
- 9) We get wood from -
- 10) We get honey from -

31. Puzzle

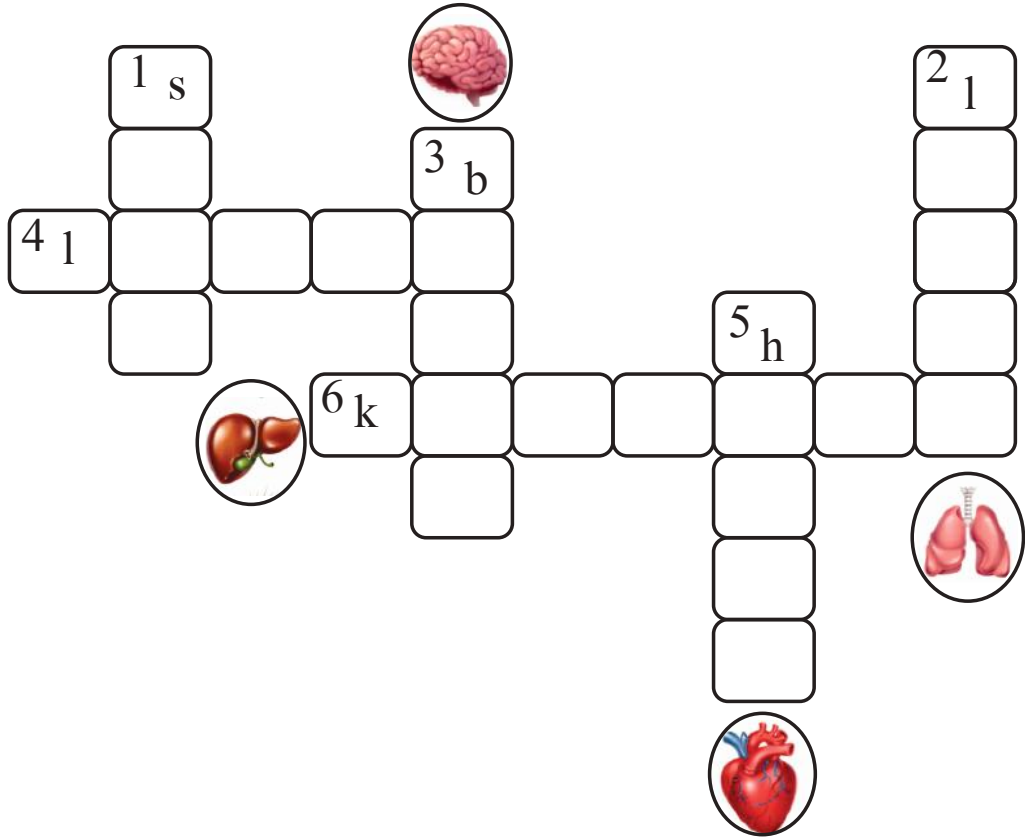
Language Component	: Vocabulary
Skill Focused	: Reading.
Material Required	: Chart.
Pedagogical Suggestions	: To enable the students to solve the puzzle.
Purpose / LO	: ECL2-6.1b Develops vocabulary from their classroom and social environment.

Activity-1 : Find and circle the following names of games in the table. (बालकबल, क्रिकेट, गोल्फ, खोखो, रग्बी, बेसबॉल, काबड्डी, शूटिंग, बैडमिंटन, वॉलीबॉल, फुटबॉल)

BASKETBALL CRICKET GOLF KHOKHO
RUGBI BASEBALL KABADDI SHOOTING
BADMINTON VOLLYBALL FOOTBALL

E	W	M	N	O	T	N	I	M	T	A	B
B	A	S	E	B	A	L	L	W	K	N	L
T	D	V	O	L	L	Y	B	A	L	L	Q
C	B	A	S	K	E	T	B	A	L	L	G
R	A	J	B	H	W	A	H	U	K	P	N
I	L	R	U	U	D	U	P	U	H	A	I
C	K	R	O	D	K	T	C	S	O	T	T
K	U	A	I	M	F	L	O	G	K	X	O
E	S	Z	C	W	A	Q	C	Z	H	W	O
T	U	O	R	U	G	B	I	Y	O	Q	H
F	O	O	T	B	A	L	L	P	O	L	S
X	V	J	Y	N	C	G	X	N	F	F	S

Activity-2 : Solve the following crossword. (□□□□ श□□□□□ □□□□.)
 (kidneys, brain, heart, liver, lungs, skin)



Extension Activity :

- Play a game of understanding with your friend like 'Passing the Word' (आकलनावर आधारित शब्दांचा खेळ खेळा.)

32. Let's explore the surrounding

Language Component : Oral Language Development

Skill Focused : Writing

Material Required : Charts and cards.

Pedagogical Suggestions : Observation and writing.

Purpose/ LOs : Uses vocabulary.

ECL2-6.7 Reads small texts in English.

Activity-1 : Answer the following questions. (□□□□ प्रश्न□□□ उत्तर □□.)

1) What is the name of the headmaster/headmistress of your school?

.....

2) Who teaches you English at school?

.....

3) What is the name of your class teacher?

.....

4) Write any two qualities of a good student?

.....

5) What do you learn at school?


.....

Activity-2 : Write any five good qualities of yours. (□□□□□□□□□□□□□□□□□□.)

Good qualities
1) e.g. obedient
3)
5)

Good qualities
2)
4)
6)

Activity-3 : Observe the following picture and write 5 sentences about it.
(चित्र देखिए और नीचे लिखिए 5 वाक्य लिखें.)



.....

.....

.....

.....

.....

Extension Activity :

- Write the things that you do/learn at your school. (तुम्ही शाळेत केलेल्या व शिकलेल्या गोष्टी थोडक्यात लिहा.)



.....

.....

.....

.....

.....

.....

33. I / We can

Language Component	: Concept about print, Decoding
Skill Focused	: Writing
Material Required	: Crayons, charts, poster, pictures of action word
Pedagogical Suggestions	: Enrich vocabulary
Purpose/ LO	: ECL2-6.5 Writes Express his/her feelings, Draws about the same as well.

Activity-1 : Observe the pictures and complete the activity. (चित्रों दिखाए गए कार्यों पर लिखें कि मैं क्या कर सकता हूँ/कर सकती हूँ।)



I can read.



What can you Do?
I can



.....



.....



.....



.....



.....



.....



.....



.....

Activity-2 : Complete the given sentences with useful language given here.

(फिल्लो ओलो ओर ओओ ओओ ओओ ओरा.)

Useful language we can.

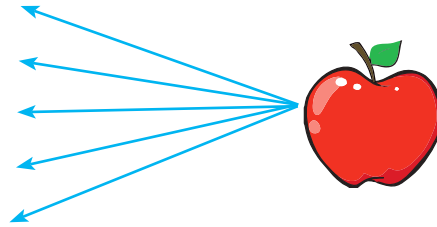
We can cut

We can peel

We can wash

We can eat

We can sell



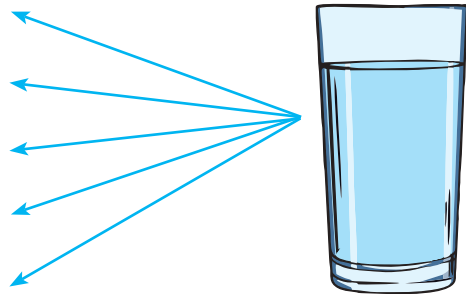
We can

We can

We can

We can

We can



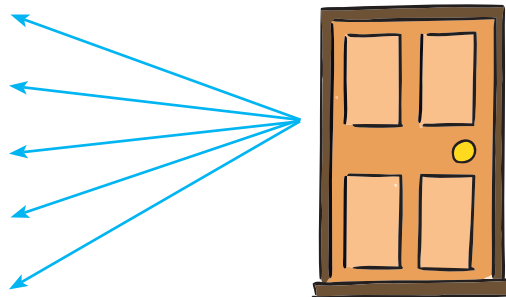
We can

We can

We can

We can

We can



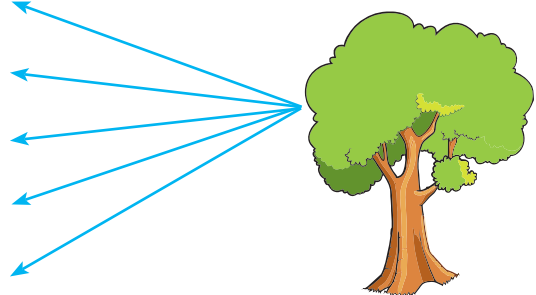
We can

We can

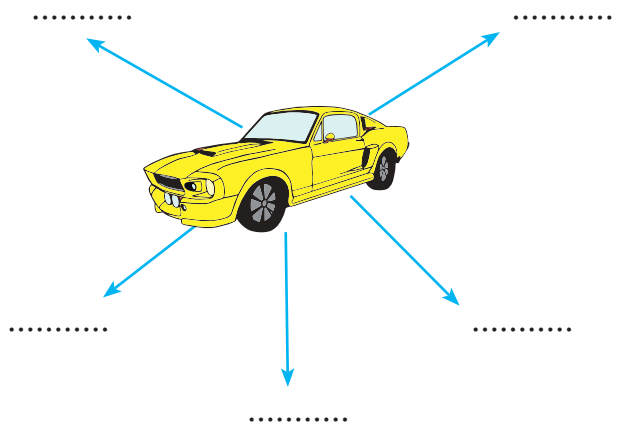
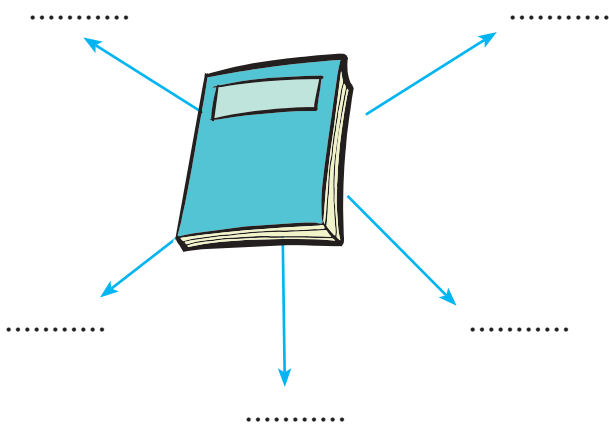
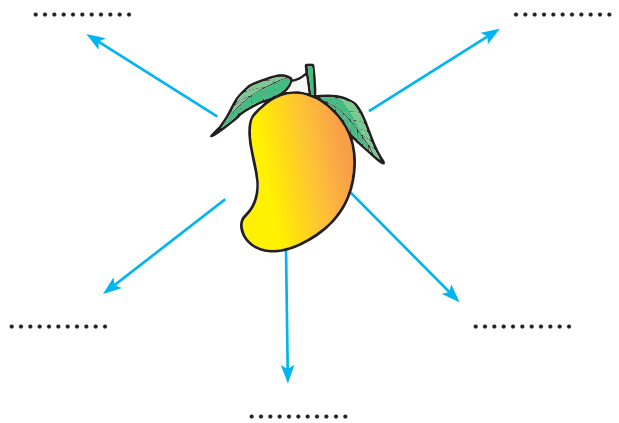
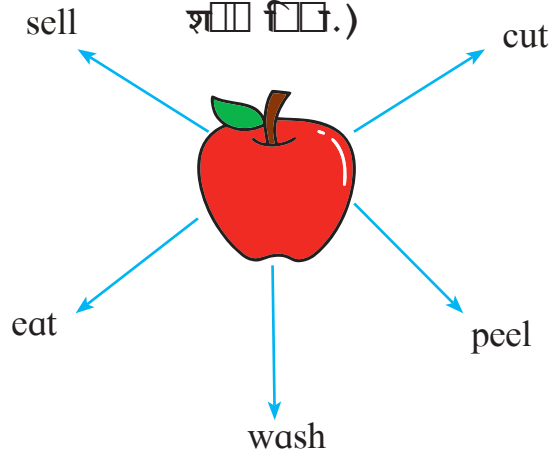
We can

We can

We can



Activity-3 : Complete the following gaps with action words. (रिक्त स्थानों में क्रिया शब्द भरें.)



Extension Activity :

- Read and copy the given auxiliary verbs. (दिलेले शब्द वाचून जसेच्या तसे दिलेल्या जागेत लिहा.)

can	should
could	may
will	might
would	must
shall	ought

34. Poem Comprehension

Language Component : Oral Language Development

Skill Focused : Speaking and Reading

Material Required : A Poem.

Pedagogical Suggestions : Encourage students to sing and recite poems with proper intonation.

Purpose/ LO : ECL2-6.2 Recites poems individually/in groups with intonation and fluency.

Activity-1 : Read the following poem and answer the questions. (ਪੰਨਾ ੧੧੧, ਪੰਨਾ ੧੧੨, ਪੰਨਾ ੧੧੩ ਤੋਂ ਪੜ੍ਹੋ।)

ICE CREAM

Ice cream in a bowl

Ice cream in a cone

Ice cream any way I want

A long as its my own

Ice cream can be sticky

Ice cream can be sweet

Ice cream is delicious,

It's my very favourite treat!



1) What is in the bowl?

.....

2) How can be the Ice cream?

.....

3) What is the poem about?

.....

4) How is the Ice cream?

.....

5) What do you like the most?

.....

6) Write synonym for 'mouth-watering' from the poem?

.....

7) Write the antonym for 'sour' from the poem?

.....

Activity-2 : Read the poems from your textbook and try to sing individually or in groups. (सूची में दी गई कविताएँ पढ़ें और अलग-अलग या समूह में गाएं।)

35. Reading Comprehension

Language Component	: Reading Comprehension
Skill Focused	: Reading
Material Required	: Passage for Comprehension
Pedagogical Suggestions	: Encourage students to read stories and folk tales.
Purpose/LO	: ECL2-6.1a Asks questions about the story and characters in the story in English/home language.

Activity-1 : Read the paragraph and write answer of the following questions.

(पाठ पढ़ें और प्रश्नों के उत्तर दें।)

A boy named Raj was upset because he had done poorly in his English test. He was sitting in his room when his grandmother came and comforted him. His grandmother sat beside him and gave him a pencil. Raj looked at his grandma puzzled, and said he didn't deserve a pencil after his performance in the test.

1. Who was upset?

.....

2. Who came and comforted Raj?

.....

3. What did grandmother give Raj?

.....

4. Why did Raj think that he didn't deserve the pencil?

.....

Activity-2 : Read the following passage and answer the questions given below.

(पाठक उसका पाठ पढ़ें प्रश्नों उत्तर दें।)

My Daily Routine

My name is Radhika. Today, I'll tell you about my daily routine. I get up in the morning then I get ready for my school. I go to my school with my brother. After coming back from school I change my clothes, wash my hands and take my lunch. Then I take rest. I go to the park to play in the evening.

1. Radhika gets up in the morning and get ready for

- i) office ii) party iii) school

2. Radhika goes to school with her

- i) friends ii) brother iii) sister

3. What does Radhika do after coming back from school?

- i) go to play ii) change her clothes iii) dance










.....










4. When does Radhika play?


- i) afternoon ii) evening iii) morning






.....

Extensive Knowledge

Content	QR Code
1. Identify the letters and words	
2. Guess the words	
3. Tongue twister	
4. Let's Speak	
5. Play on words	
6. Let's speak and Understand	
7. Word basket	
8. Word fair	
9. Wonders of Noun	

Content	QR Code
10. Enjoy with words	
11. Ocean of Pictures	
12. Fun with Poem	
13. Words of everyday use	
14. See Pictures	
15. Daily Routine	
16. Learn with picture	
17. Knowing the world Around	
18. Knowing action	

Content	QR Code
19. Reading a Map	
20. Let's work on action	
21. Riddles	
22. Poem Recitation	
23. Developing Vocabulary	
24. Observing and Understanding	

Content	QR Code
25. Alphabetical order	
26. Reading	
27. Odd man out	
28. Skill of answering	
29. Poem Comprehension	

Feedback QR Code
For Teachers



Feedback QR Code
For Students



List of Contributors

My English Workbook : Standard Three

Sr. No.	Name	Designation	Name of Office/School
1.	Dr. Vishal Gorakhnath Tayade	Sr. Lecturer and HoD, English	RAA, Aurangabad
2.	Dr. Swati Jaydeep Khaire	Asst. Teacher	The Greater Mumbai Education Society High School and Jr. college, Vile Parle (E.), Mumbai
3.	Prashant Salunkhe	Asst. Teacher	Manoj Sahadev Academy, Latur
4.	Hamid Bashir Pinjari	Asst. Teacher	Anudatt Vidyalaya, Mhada, Kandivali (E.), Mumbai
5.	Suyog Ashokrao Dixit	Graduate Teacher	Z. P. Pri. School, Dhamangaon, Block : Yeola, Dist. Nashik
6.	Ravindra Ramdas Songire	Asst. Teacher	R. C. Patel English Medium Secondary School, Shirpur, (Dhule)
7.	Rachana Ranjan Chakraborty	Asst. Teacher	The Saraswati Vidyalaya, Cabin Road, Bhayandar (E.), Mumbai
8.	Nilesh Rameshrao Misal	Asst. Teacher	Sant Gadge Maharaj Primary School, Mangrulpir, Dist. Washim
9.	Sachin Naresh Mhatre	Asst. Teacher	Dosibai Jeejeebhoy High School Shiv-Tekdi, Majaswadi, Mumbai
10.	Zubair Shaikh	Asst. Teacher	St. Joseph's High School, Agripada, Mumbai

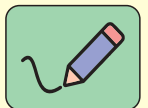
Key components in Foundational Language and Literacy



1) **Oral Language Development** : Includes improved listening comprehension, oral vocabulary and extended conversation skills.



2) **Reading Comprehension** : Involves constructing meaning from a text and thinking critically about it.



3) **Writing** : Involves the ability to express themselves in writing in initial stages with their familiarity and understanding encoded sounds to write words.



4) **Vocabulary** : Developing knowledge of a wide range of words and word meanings.




5) **Phonological Awareness** : Involves building an understanding of the sound structure of a language.



6) **Decoding** : Involves deciphering written words based on understanding the relationship between symbols and their sounds.



7) **Reading Fluency** : Refers to the ability to read a text with accuracy, speed (automaticity), expression (prosody) and comprehension that allows children to make meaning from the text.


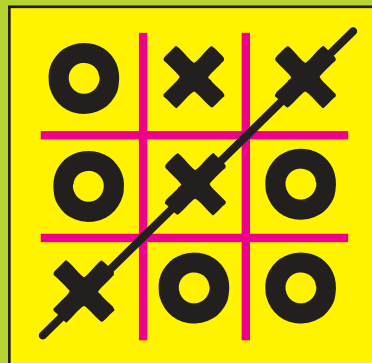



8) **Culture of Reading/Inclination towards Reading** : Involves the motivation to engage with a wide variety of books and other reading materials.

Tic-Tac-Toe

Let's play Tic-Tac-Toe with naughts and crosses.

Make a meaningful sentence from the words given in the box to mark the box.



potato	chilly	tomato
brinjal	carrot	pumpkin
onion	lemon	cabbage

in	on	over
near	under	from
to	behind	between

eat	write	drink
sing	jump	run
read	push	go

sun	baby	map
bicycle	tickets	cup
book	luggage	rainbow